

Grab Rails - 43mm dia. Polished Grade 316 Stainless Steel

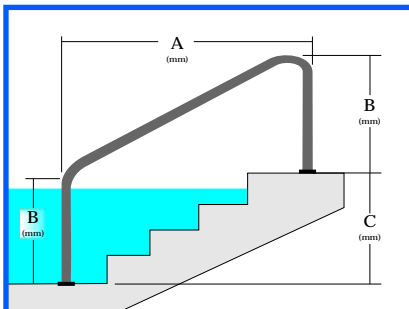
Code	Description	Price
00034	43mm - Grab Rail - for Embedding - 1220mm	198.00
00035	43mm - Grab Rail - for Embedding - 1524mm	207.00
00036	43mm - Grab Rail - with Flanges - 1220mm Flanges c/w gaskets, fixing plugs & screws	263.00
00037	43mm - Grab Rail - with Flanges - 1524mm Flanges c/w gaskets, fixing plugs & screws	272.00

Please Note: These Grab Rails are sold individually

Dimensions for Grab Rails (mm)

Code	A	B	C
00034 / 00036	1220	800	608
00035 / 00037	1524	800	855

Custom sized grab rail? please call for a quote.

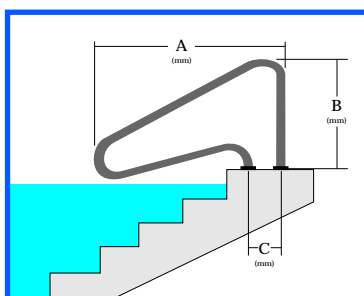


Extra Reach Grab Rails (Snoopy Type) - 43mm dia. Polished Grade 316 Stainless Steel

Code	Description	Price
07780	43mm - Extra Reach Grab Rail - each For embedding or fixing with 4401010101 anchor sockets (add £22.00 - Pack of 2)	190.00
07781	43mm - Extra Reach Grab Rail - each With Flanges, gaskets, fixing plugs & screws	227.00

Dimensions for Extra Reach Grab Rails (mm)

Code	A	B	C
07780	1250	800	203
07781	1250	800	203



Custom sized grab rail? please call for a quote.

Exit Grab Rails - 43mm dia. Polished Grade 316 Stainless Steel

Code	Description	Price
05540	43mm - Exit Grab Rail - each (for Embedding)	148.50
05541	43mm - Exit Grab Rail - each with Flanges (gaskets, fixing plugs & screws)	189.00
05542	43mm - Exit Grab Rail - each With Flanges (gaskets, fixing plugs & screws)	169.50

Dimensions for Exit Grab Rails (mm)

Code	A	B	C
05540	800	800	270
05541	800	800	270
05542	470	800	225



Grab Rails are sold individually

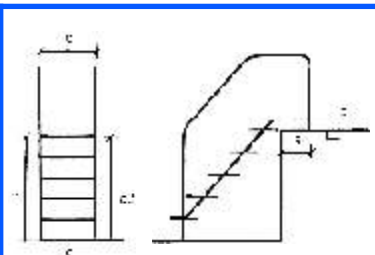
Easy-Access Staircase

Code	Description	Price
DAS	Access Staircase - Grade 316 stainless steel	1,650.00

- * Ideal for people who have difficulty entering the pool by vertical ladders.
- * Easy Access Staircases are fabricated to fit your pool profile.
- * Custom-Made to fit into existing ladder sockets.

We can fax over a form to fill out with your dimensions, or alternatively log-on to www.leisureteq.co.uk/forms and download the disabled access ladder dimension.

- Please supply details when ordering:-
- Internal diameter of existing sockets.
 - Distance between centres of sockets.
 - Distance between centre of sockets and pool edge
 - Depth of water, in-line with each socket (position of feet on pool floor)
 - Sectional diagram of pool profile
 - Any obstruction (e.g. Pool edge lip)



Made-to-Order Item

FREE delivery (UK Mainland) for all stainless steel access ladders